

HIBA2000 SERIES



2000 Watt Single Output Models

- 13.76 x 7.24 x 2.76" Enclosed Package

Features:

- Universal AC Input Range (90-264 VAC)
- Active Power Factor Correction (0.98 PF Typical)
- Constant Voltage / Constant Current Charge Mode
- Lead-acid/ Ultra-capacitor/Li-Ion/LiFePO4 Battery Types
- CANBus/ RS485 / RS422 Interface
- Optional Remote on/off and Current Shraing
- LED Indicator for Charging Status
- Class B Emissions

INPUT:

Input Voltage	90~264 VAC (Universal AC Input)
Input Frequency	47-63Hz
Inrush Current	40Arms @ 230 VAC Cold Start
Input Current	14.8 / 9.6A @ 115 / 230 VAC
Input Protection	Single Fuse
Hold-Up Time	20ms Minimum
Leakage Current	<820 μ A @ 230 VAC Maximum
Power Factor	EN61000-3-2 (0.98 PF Typical)
No Load power	15.1Watt at 115Vac/ 13.3Watt at 230Vac

GENERAL:

Efficiency	88.5% @ 230 VAC / Full Load
Operating Temperature	-20-60°C, derate linearly to 60% load at 50-60°C
Storage Temperature	-40°C to +85°C
Over-Temp Protection	Auto-Recovery
Cooling	Internal Ball Bearing Fans
Operating Humidity	5-90% RH, Non-Condensing
Vibration	5 ~ 50 Hz, acceleration 7.35 m/s*s on X,Y and Z Axis
MTBF	>100k Hrs (according to MIL-HBK-217F) at 30°C

OUTPUT:

Adjustment Range	Fixed at Factory
Minimum Load	none required
Regulation	\pm 0.1% Line / \pm 3% Load max
Ripple & Noise	\pm 1% pk-pk @ 20MHz
Overload Protection	110-110% of max power (Foldback)
Over Voltage	Latching before 130% of nominal
Short Circuit Protection	Trip without damage & auto-recovery
Transient Response	recovers <1ms following a 50% load change
Switching Frequency	85-100KHz (Fixed)

APPROVALS:

Emissions	EN55022 "B", FCC Part 15 Subject J Class B
Safety Approvals	IEC 60950-1 EN60335-1 EN60335-2-29 Class I

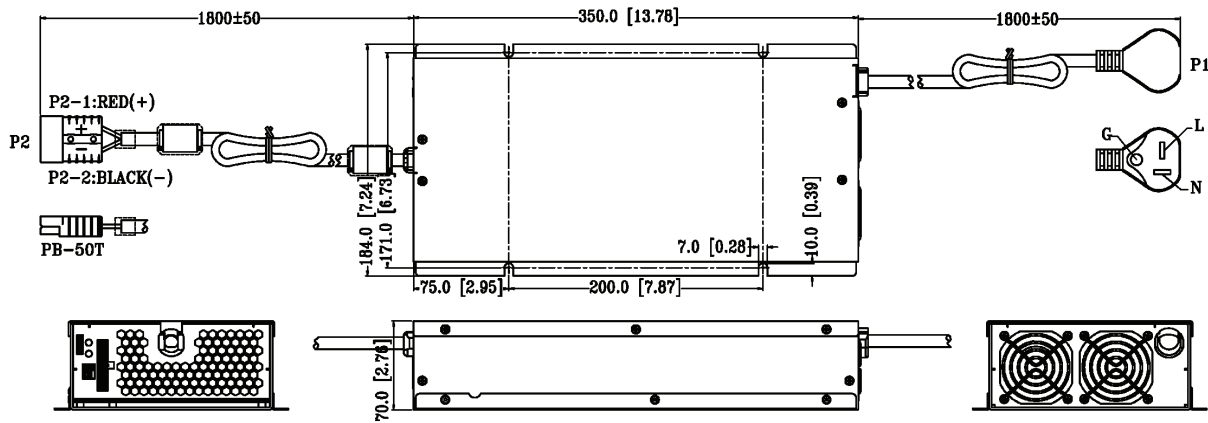


HIBA2000 SERIES

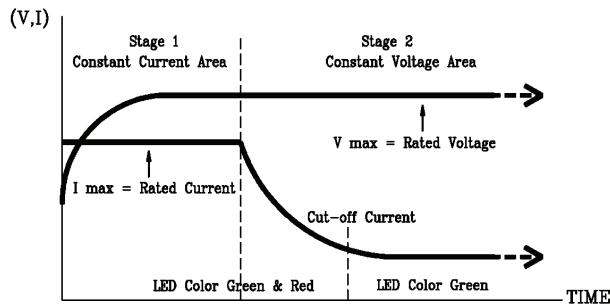
Output Specifications:

Model:	Vout	Iout
HIBA2000-S540370	54.0V	37.0A
HIBA2000-S584343	58.4V	34.3A

Mechanical Dimensions:

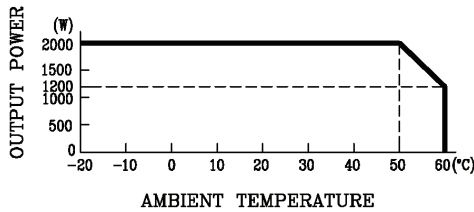


CHARGING CURVE

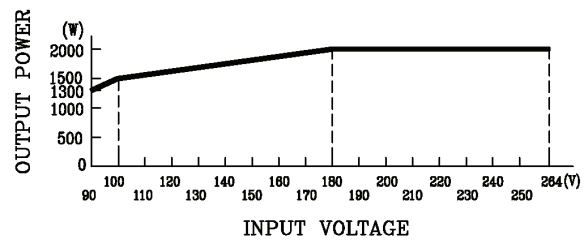


CHARGING CURVE

DERATING CHART



(When I/P \geq 180VAC)



INPUT & OUTPUT CONNECTORS PIN ASSIGNMENT

ASSIGNMENT CONNECTOR & PIN #	AC INPUT			SINGLE OUTPUT	
	AC-LINE	AC-NEUTRAL	AC-GROUND	VO1	DC COM
	P1-L	P1-N	P1-G	P2-1	P2-2