


GMPU18W SERIES:



Features:

- Universal AC Input (90~264 VAC Input Range)
- Over Voltage / Current / Temperature Protection Circuits
- International Safety Approvals for Medical Applications
- No Load Power Consumption <0.3W
- Meets Level V Efficiency Standards
- Meets IEC60601-1-11 MOP (Health Care Applications)
- Risk Analysis Report available
- Class B Emissions
- 2 Year Warranty

INPUT:

Input Voltage	90~264 VAC (Universal AC Input)
Input Frequency	47-63Hz
Inrush Current	50A @ 230 VAC (Max Cold Start)
Input Current	450mA maximum
Input Protection	Dual Fuse
Hold-Up Time	10ms Minimum
Leakage Current	100µA @ 240 VAC Maximum
Harmonics	EN61000-3-2 Compliant

GENERAL:

Efficiency	76-85% minimum (depending on output model)
Operating Temperature	0-40°C, derate linearly to 50% Load at 50°C
Storage Temperature	-40°C to +70°C
Cooling	Convection Cooled
Operating Humidity	5-95% RH, Non-Condensing
Vibration	5 ~ 50 Hz, acceleration 7.35 m/s*s on X,Y and Z Axis
MTBF	>100k Hrs at 25°C Full load

OUTPUT:

Minimum Load	n/a
Line Regulation	±1% max
Load Regulation	±5% max
Ripple & Noise	80-240mV. pk-pk (depending on output model)
Overload Protection	Auto-Recovery
Over Voltage	115~150% of nominal (latching)

EMC:

Electrostatic Discharge	EN61000-4-2, ±4KV Contact / ±8KV Air Discharge
Radiated Susceptibility	EN61000-4-3, 26-1000MHz, 10V/M, 80% AM
EFT / Bursts	EN61000-4-4, ±2KV
Surges	EN61000-4-5, ±2KV Line-Earth, ±1KV Line-Line
Conducted Immunity	EN61000-4-6, 0.15-800MHz, 10V, 80% AM
Voltage Dips	EN61000-4-100, 95% Dip & 10ms, 30% Dip & 500ms
Voltage Interruptions	EN61000-4-11, 95% reduction, 5s
Fluctuations & Flicker	EN61000-3-3

APPROVALS:

Emissions EN55011 Class B

Safety Approvals UL:EN60601-1: 2005
 CSA: C22.2 NO.60601-1:2008
 EN60601-1:2006
 CE Mark (LVD)



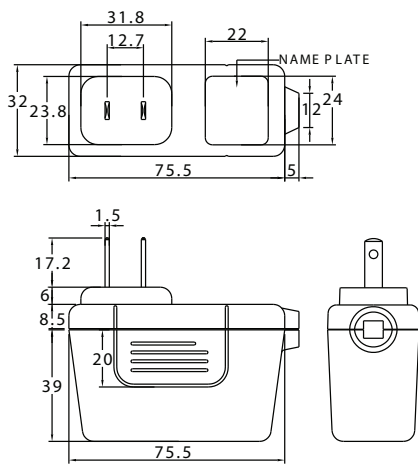
GMPU18W SERIES:

Output Specifications:

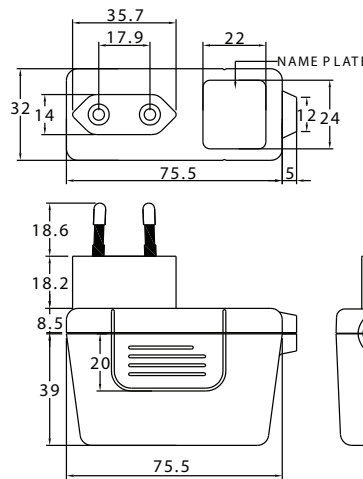
Model:	Vout	Factory Setpoint Range	Max Output Current	Max Ripple	Efficiency
GMPU18x-1-5V	5V	5 ~ 6V	3000mA	80mV	76.4%
GMPU18x-1-1-7.5V	7.5V	6 ~ 8V	2000mA	80mV	79.2%
GMPU18x-2-9V	9V	8 ~ 11V	2000mA	80mV	80.3%
GMPU18x-3-12V	12V	11 ~ 13V	1500mA	120mV	85.1%
GMPU18x-4-15V	15V	13 ~ 16V	1200mA	120mV	85.1%
GMPU18x-5-19V	19V	16 ~ 21V	947mA	120mV	85.1%
GMPU18x-6-24V	24V	21 ~ 27V	750mA	120mV	85.1%
GMPU18x-7-28V	28V	27 ~ 33V	642mA	240mV	85.1%
GMPU18x-8-48V	48V	33 ~ 58V	375mA	240mV	85.1%

- Consult Factory for any unique voltage requirement
- Designate IEC-320 inlet by replacing "x" with: U = 2-Pin American E = European SA = 2-Pin Australian BS = UK type
- Additional suffix to designate output connector is required, see connector options at <http://advpower.com/dcconnector.pdf>
- Weight: Approx 130-140g
- Level V Standard Output cable lengths: 5~12V: 22AWG / UL2468 / 4FT. 12~24V: 24AWG / UL2468 / 6FT

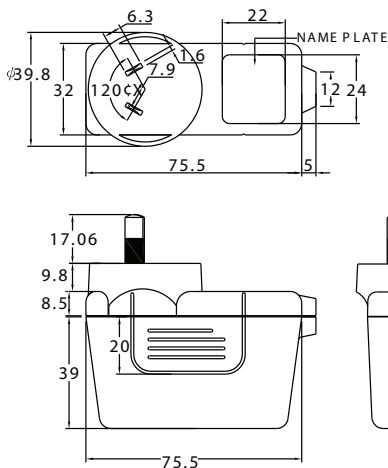
U = North American Wallmount Package



E = European Wallmount Package



SA = 2-Pin Australian Wallmount Package



BS = UK Wallmount Package

