


AP403RDx SERIES:



400 Watts Dual Output Models

- 6.00 x 4.00 x 1.50" U-Frame Package
- 7.00 x 4.00 x 1.60" End-Mount Fan Package
- 6.00 x 4.00 x 2.00" Top-Mount Fan Package

Features:

- Universal AC Input (90~264 VAC)
- Active Power Factor Correction for EN61000-3-2 Compliance
- Low Profile for 1U High Applications
- Power Good & Fan Fail Functions
- 12V Aux Fan Output
- International Safety Approvals
- 2 Year Warranty

INPUT:

Input Voltage	90~264 VAC (Universal)
Input Frequency	47-63Hz
Inrush Current	35A @ 115 / 70A @ 230 VAC Cold Start
Input Current	6A @ 100 VAC / 3A @ 200 VAC (max)
Input Protection	Single Fuse - 8A / 250VAC
Hold-Up Time	20ms @ 80% Load
Leakage Current	<1500 μ A @ 240 VAC Maximum
Power Factor	EN61000-3-2 Class D Compliant

GENERAL:

Efficiency	75% minimum (230 VAC / Full Load)
Operating Temperature	0-70°C, derate linearly to 50% Load at 70°C
Storage Temperature	-20°C to +85°C
Over-Temp Protection	>85°C Shutdown (Ambient)
Cooling	22 cfm airflow required for full load
Operating Humidity	5-90% RH, Non-Condensing
Vibration	5 ~ 50 Hz, acceleration 7.35 m/s*s on X,Y and Z Axis
MTBF	>100k Hrs (according to MIL-HBK-217F) at 30°C

OUTPUT:

Adjustment Range	\pm 5%
Minimum Load	10% to maintain Regulation
Regulation	\pm 5% max
Ripple & Noise	\pm 1% typ. pk-pk @ 20MHz
Overload Protection	110-140% of max power (Hiccup Mode)
Over Voltage	Latching before 130% of nominal
Short Circuit Protection	Trip without damage & auto-recovery
Transient Response	recovers <500 μ s following a 50% load change
Overshoot	Turn-on & off overshoot < 5% over nominal voltage
Turn-On Delay	1 Second maximum at 120VAC

APPROVALS:

Emissions	EN55022 "B", FCC Part 15 Subject J Class B
Safety Approvals	UL/cUL 60950-1 CSA22.2 No. 60950-1 TUV EN60950-1 CB IEC60950-1 CE Mark (LVD)

STATUS & CONTROL:

Power Supply On	Green LED on PCB
Fan Output	12 VDC @ 300mA
Fan Fail	High = Failure (15V/5mA Sink Current)

APS403Rx SERIES:

Output Specifications:

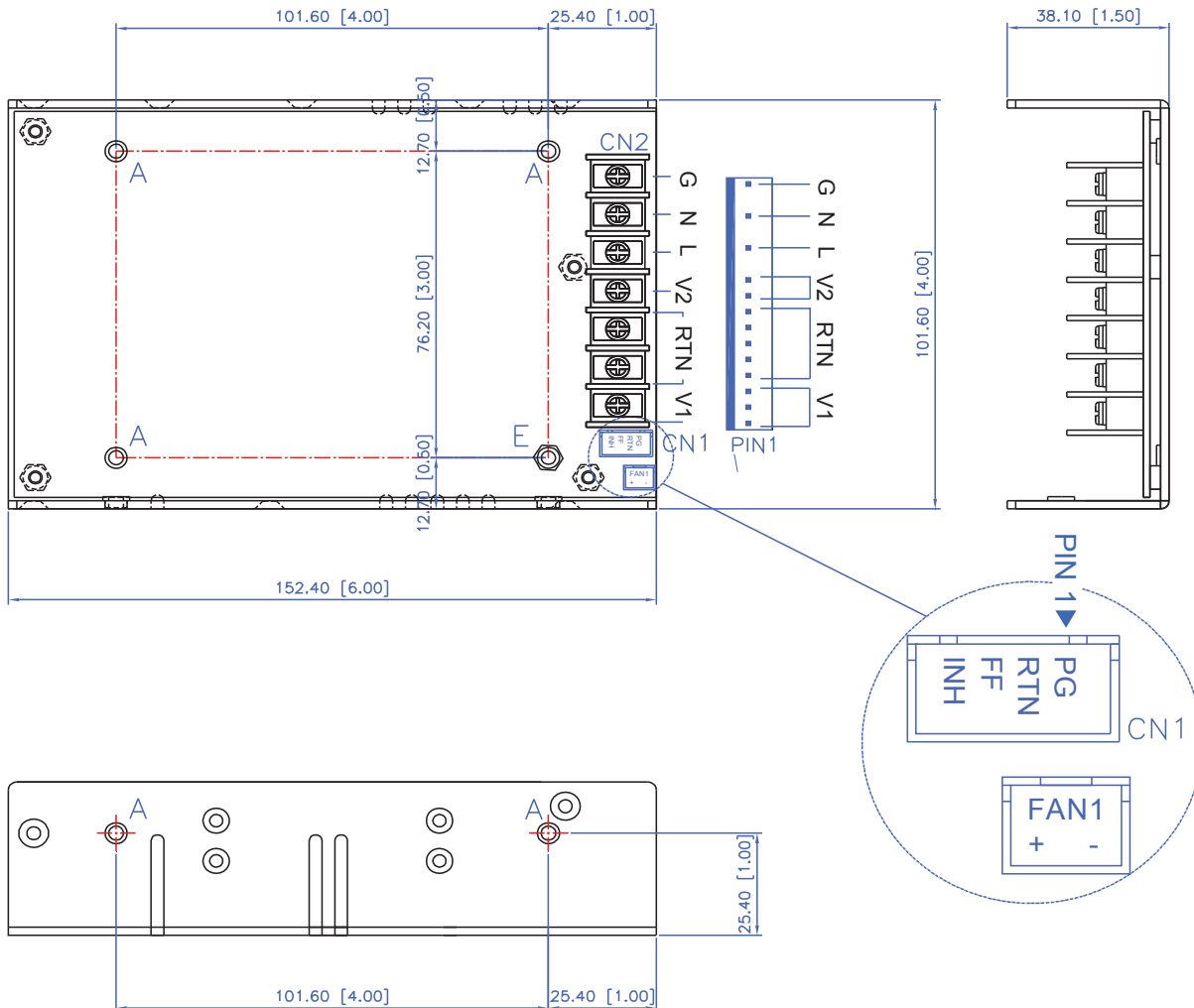
Active PFC	V1 out	27 cfm Airflow	Convection Cooled	V2 out	27 cfm Rating	Convection Cooled	Maximum Power Airflow	Convection
APS403Rx-0512	+5 VDC	30.00 A	15.00 A	+12 VDC	20.83 A	13.33 A	320 Watts	180 Watts
APS403Rx-0524	+5 VDC	30.00 A	15.00 A	+24 VDC	10.42 A	6.67 A	320 Watts	180 Watts
APS403Rx-0548	+5 VDC	30.00 A	15.00 A	+48 VDC	5.21 A	3.33 A	320 Watts	180 Watts
APS403Rx-1224	+12 VDC	20.83 A	12.50 A	+24 VDC	10.42 A	8.33 A	400 Watts	200 Watts

- Replace "x" with the options below to designate preferred mechanical package:

U = U-Frame Package F = Top-Mount Fan E = End Mount Fan

- Consult APS for any Output Voltage within the specified Factory Setpoint Ranges above (All safety approvals are maintained)
- Standard Connections are Terminal Block. Add the Suffix "M" to designate JST / Molex type connectors.
- (CN2) Howder Terminal block Part No. HB-95-7P or JST VHR-10 (Output) and VHR-5 (Input) or equivalent.
- (CN1) Mating JST XHP-3 or equivalent (CHYAO SHIUNN JS-2001-03); Mating Pins: JST SXH-002T-P0.6 FOR AWG 30 to 26.
- (FAN2) Fan driver connector: Mating connector is a P/N JST XHP-2 or equiv (JS-2001-02).
- Mounting Inserts: 8 Places M4X0.7. Maximum Penetration 4mm sees outline drawing for location.

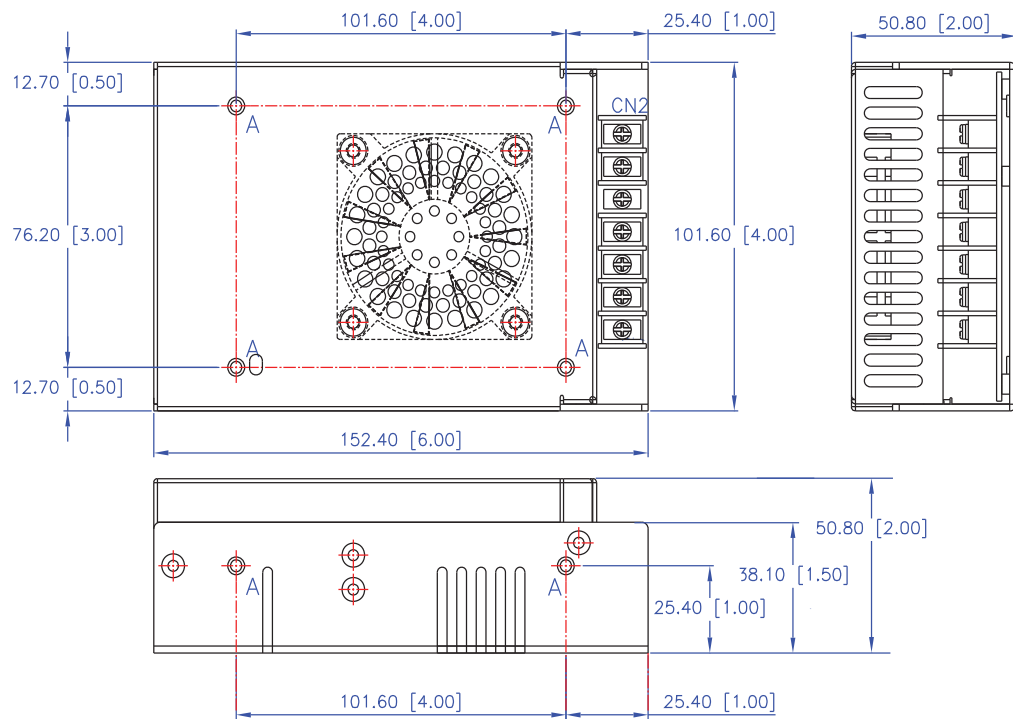
U-FRAME PACKAGE (OPTION "U"):



APS403Rx SERIES:

SEE U-FRAME PACKAGE FOR PIN ASSIGNMENTS:

**TOP-MOUNT FAN PACKAGE
(OPTION "F"):**



**END-MOUNT FAN PACKAGE
(OPTION "E"):**

