


## APS-S060 SERIES:



### 60~80 Watt Switcher

- 4.00 x 2.00 x 1.18" Open Frame PCB
- High efficiency up to 87%
- No-load power consumption <0.5W
- Class I & Class II construction
- Compact size 2 X 4 inch
- Low cost solution
- Meets EMI CISPR/FCC Class B
- Optional +5 Vsb

#### INPUT:

Input Voltage	Universal Input (90~264 VAC)
Input Frequency	47-63Hz
Inrush Current	60a Max (Cold Start)
Input Current	1.5A (max continuous)
Input Protection	Single Fuse
Hold-Up Time	16mS @ 115 VAC
No-Load Power	<0.5W Max (except S065-SB model <0.7W)

#### GENERAL:

Efficiency	Up to 87%
Operating Temperature	-20-70°C Full (see derating curve)
Storage Temperature	-40°C to +85°C
Cooling	60W Convection / 80W with 7cfm airflow
Operating Humidity	95% RH, Non-Condensing
Vibration	5 ~ 50 Hz, acceleration 7.35 m/s*s on X,Y and Z Axis
MTBF	>100k Hrs (according to MIL-HBK-217F) at 30°C

#### OUTPUT:

Adjustment Range	Fixed at Factory
Minimum Load	Non
Regulation	±1%, Load Regulation
Ripple & Noise	±1% typical pk-pk @ 20MHz
Overload Protection	Auto-Recovery
Over Voltage	Auto-Recovery
Short Circuit Protection	Trip without damage & auto-recovery

#### EMC:

Electrostatic Discharge	EN61000-4-2, ±6KV Contact / ±8KV Air Discharge
Radiated Susceptibility	EN61000-4-3, 26-1000MHz, 10V/M, 80% AM
EFT / Bursts	EN61000-4-4, ±2KV
Surges	EN61000-4-5, ±2KV Line-Earth, ±1KV Line-Line
Conducted Immunity	EN61000-4-6, 0.15-800MHz, 10V, 80% AM
Voltage Dips	EN61000-4-100, 95% Dip & 10ms, 30% Dip & 500ms
Voltage Interruptions	EN61000-4-11, 95% reduction, 5s
Fluctuations & Flicker	EN61000-3-3

#### APPROVALS:

Emissions EN55022 "B", FCC Part 15 Subject J Class B

Safety Approvals cULus 60950-1  
CE Mark (LVD)

## APS-S060 Series:

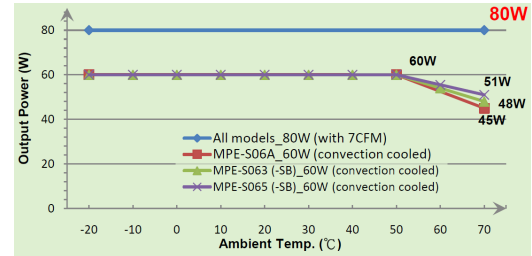
**Output Specifications:**

Model:	V1	Convection A1	with 7cfm airflow A1	V2	Conection A2	with 7cfm airflow A2	Max Power Convection	Max Power with Airflow
APS-S063	+12V	5.00A	6.66A				60W	80W
APS-S065	+24V	2.50A	3.33A				60W	80W
APS-S063-SB	+12V	5.00A	6.66A				60W	80W
APS-S065-SB	+24V	2.50A	3.33A				60W	80W
APS-S06A	+5V	3.50A	4.00A	+12V	3.50A	5.00A	60W	80W

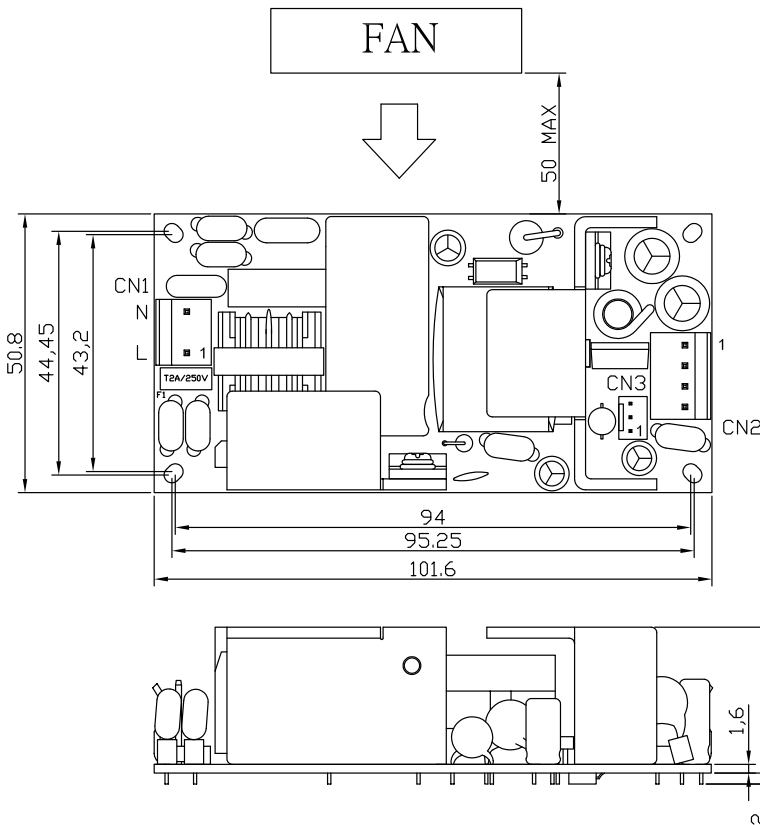
\* "-SB" in the part number designates 5VSB @ 100mA and remote on/off functionality

\* Minimum airflow of 7 cfm required for MAX ratings

\* Consult APS for custom voltages



**OUTLINE DRAWING:**



CN1 --- AC input: Molex 5273-03A or equivalent.  
 CN2 --- DC output: Molex 5273-04A or equivalent.  
 CN3\* --- Molex 5045-03A or equivalent.

**CN2 ASSIGNMENTS**

Pin Description

- | Pin | Description  |
|-----|--------------|
| 1   | +V1          |
| 2   | RETURN       |
| 3   | RETURN       |
| 4   | +V1 or +V2 ( |

**CN3 ASSIGNMENTS**

Only on models with the "-SB" Suffix

Pin Function

- | Pin | Function      |
|-----|---------------|
| 1   | 5VSB          |
| 2   | RETURN        |
| 3   | REMOTE ON/OFF |