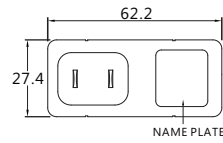




FIG 1: American

FIG 2: European



NAME PLATE

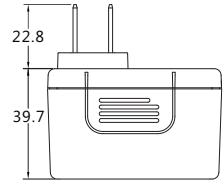
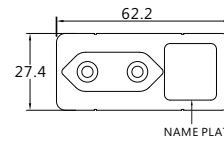


FIG 1: American



NAME PLATE

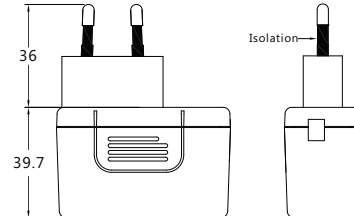


FIG 2: European

■ Safety agency approvals:



■ Specifications:

Model No.	GPSU12
AC input range	100~240VAC; 47~63Hz; 0.4A
Leakage current	0.25mA Max.@ 240VAC/50Hz
Operating temperature	-20°C to ~+70°C(safety approval 0°C to 40°C, >40°C please contact the sales request derating curve.)
Withstand voltage	4242VDC from input to output
EMC	(A)CE EN 55032,EN 55024 (B)FCC 47 CFR Part 15 Subpart B
Safety	(A) UL/cUL (B) TUV/GS (C) TUV/PSE (D) CB
Warranty	1 year

■ X= U: (American type FIG 1) or E: (European type FIG 2)

Model name	Output Voltage(VDC)	Output Current(A)	Max.Output power(W)	Ripple.(mV) max.	Line Regulation(%)	Load Regulation(%)	Avg.Eff.(%) DoE(VI)_CoC(5)	No load Power Consumption(W)	Measured at the output of
GPSU12X-0	3~5	2.00~1.20	6	100	±1	±7	>74.97	<0.1	3.3
GPSU12X-1	5~6	2.40~2.00	12	50	±1	±5	>79.94	<0.1	5
GPSU12X-1-1	6~8	2.00~1.50	12	50	±1	±5	>83.10	<0.1	7.5
GPSU12X-2	8~11	1.50~1.10	12.10	80	±1	±5	>83.10	<0.1	9
GPSU12X-3	11~13	1.10~0.93	12.10	80	±1	±3	>83.10	<0.1	12
GPSU12X-4	13~16	0.93~0.75	12.09	80	±1	±3	>83.10	<0.1	15
GPSU12X-5	16~21	0.75~0.58	12.18	80	±1	±3	>83.10	<0.1	18
GPSU12X-6	21~27	0.58~0.45	12.18	100	±1	±2	>83.10	<0.1	24
GPSU12X-7	27~33	0.45~0.37	12.15	240	±1	±2	>83.10	<0.1	28
GPSU12X-8	33~58	0.37~0.21	12.21	100	±1	±2	>83.10	<0.1	48

Note:

1.Weight: Approx 100~120gs

2.Optional output connectors (See appendix A)

3.Avg. Eff.(%): Averages the efficiency at 25, 50, 75, and 100 % of max. rated output current.

4.Standard Output cable: **3~5V**: UL2468, 18AWG, 1M; **5~8**: UL2468, 20AWG, 1M; **8~11**: UL2468, 22AWG, 4FT; **11~58V**: UL2468, 24AWG, 6FT